





# FORD TRANSIT

## CARGO MANAGEMENT

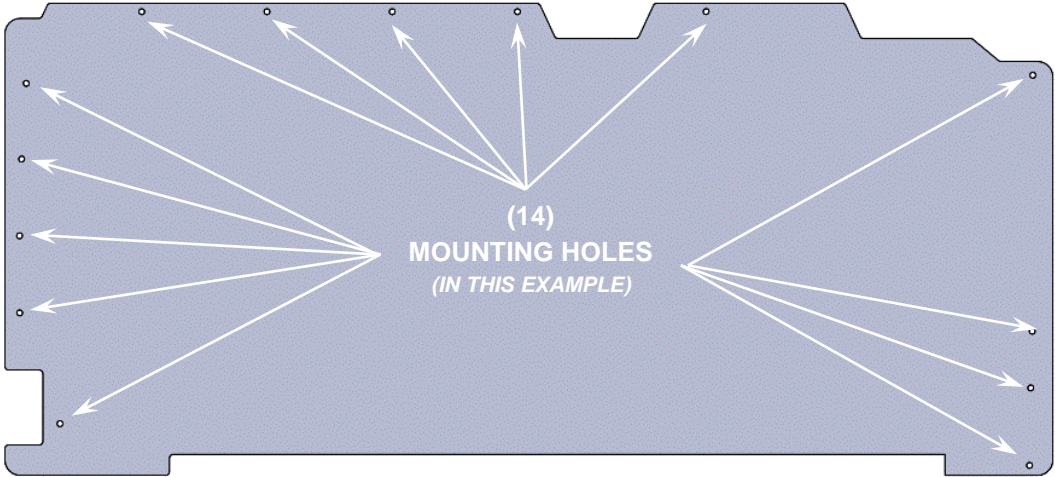


**BEFORE INSTALLATION PLEASE REVIEW THIS ENTIRE DOCUMENT,**  
UNTIL YOU ARE COMPLETELY FAMILIAR WITH ALL STEPS BEFORE BEGINNING. A "PRACTICE RUN" OF THESE STEPS / PROCEDURES  
MAY BE HELPFUL TO ASSIST YOU IN FAMILIARIZING YOURSELF THOROUGHLY, AND AVOIDING COSTLY ERRORS.

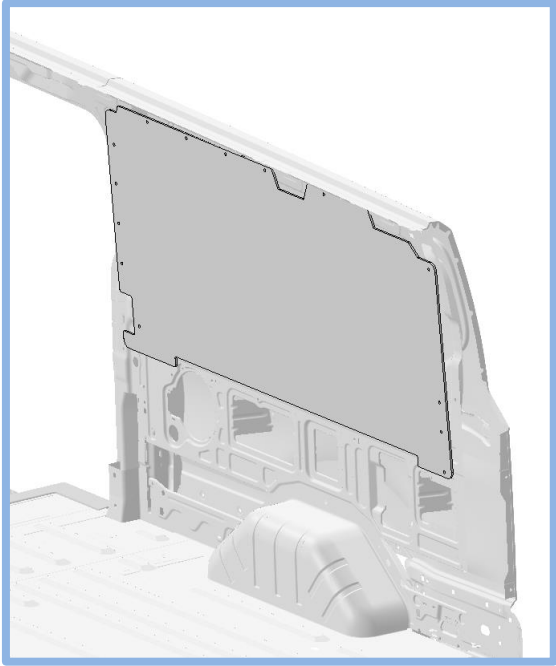
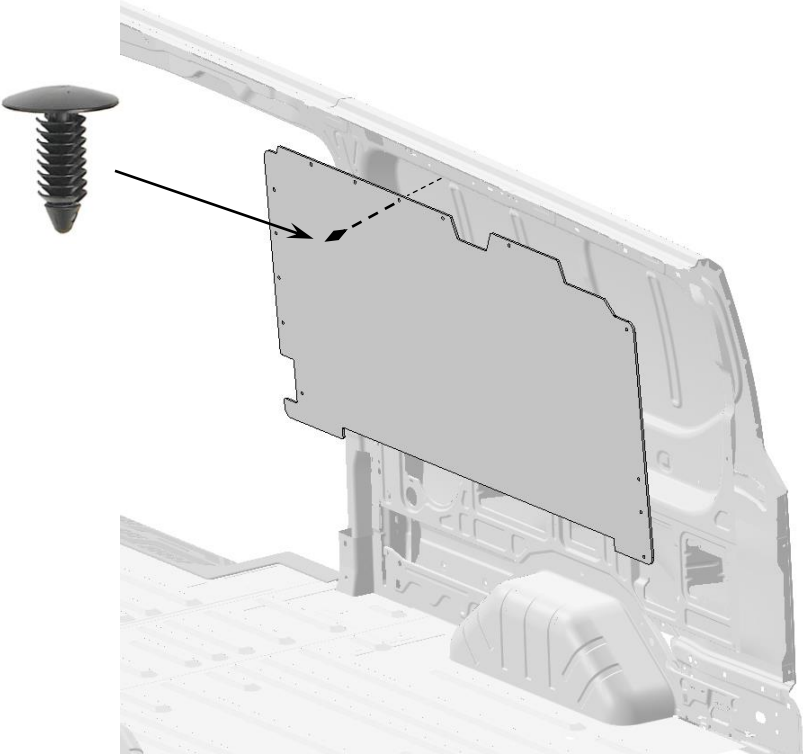


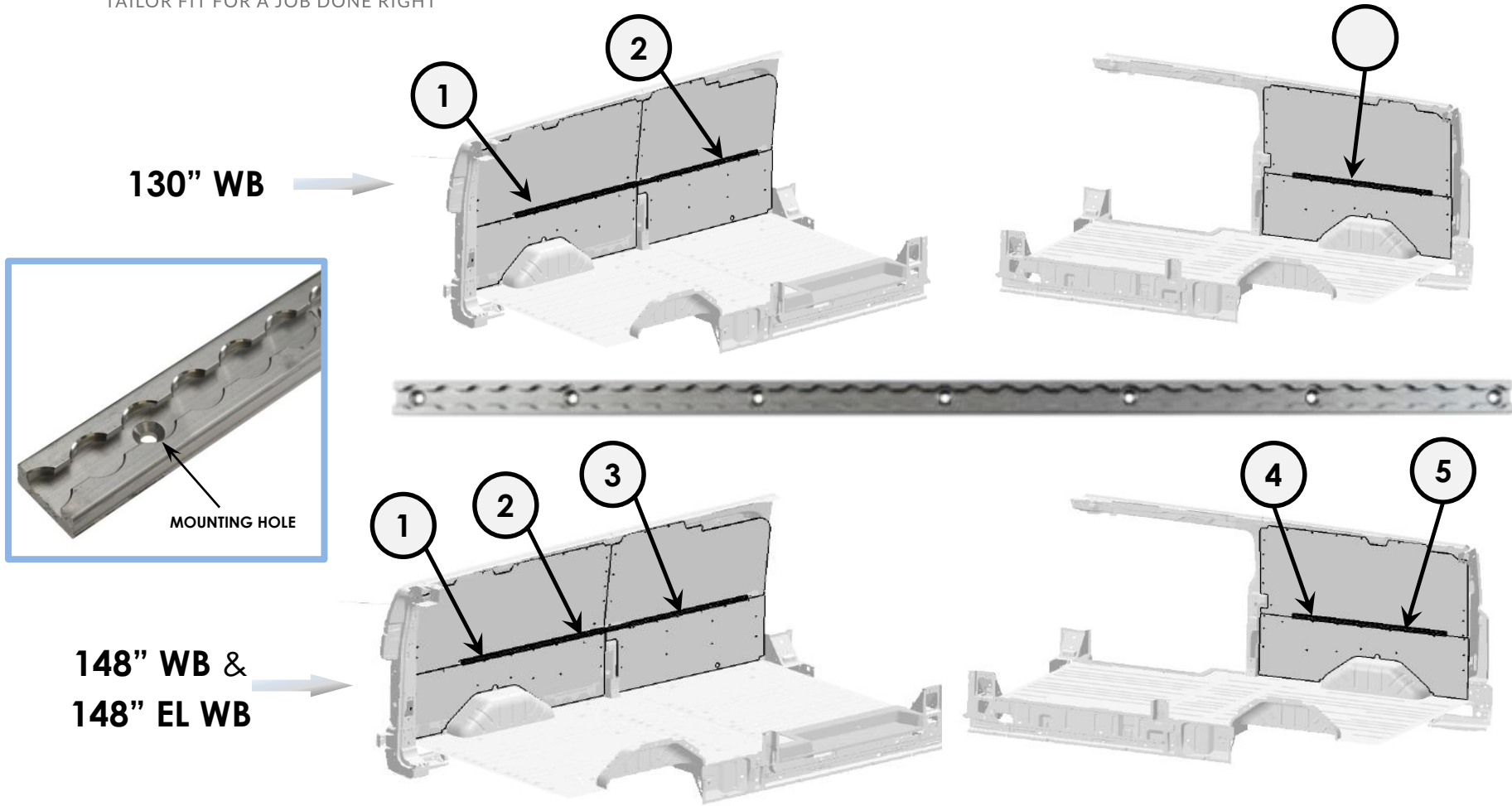
PACKAGE NUMBER	VEHICLE HEIGHT / WHEEL BASE	CARGO MANAGEMENT WALL PANEL PLACEMENT					
		A	B	C	D	E	F
<b>02G146KP</b>	<b>LR 130" WB</b>	02H812	02H820	02H811	02H809	02H813	02H809
<b>02G1312KP</b>	<b>MR 130" WB</b>	02H822	02H820	02H821	02H809	02H821	02H809
<b>02G147KP</b>	<b>LR 148" WB</b>	02H812	02H820	02H816	02H815	02H817	02H815
<b>02G133KP</b>	<b>MR 148" WB</b>	02H822	02H820	02H823	02H815	02H823	02H815
<b>02G133KP</b>	<b>HR 148" WB</b>	02H822	02H820	02H823	02H815	02H823	02H815
<b>0TFH07KP</b>	<b>HR 148"EL WB</b>	02H822	02H820	02H823 & 02J605	02H815 & 02J606	02H823 & 02J605	02H815 & 02J606

# ATTACHING WALL PANELS



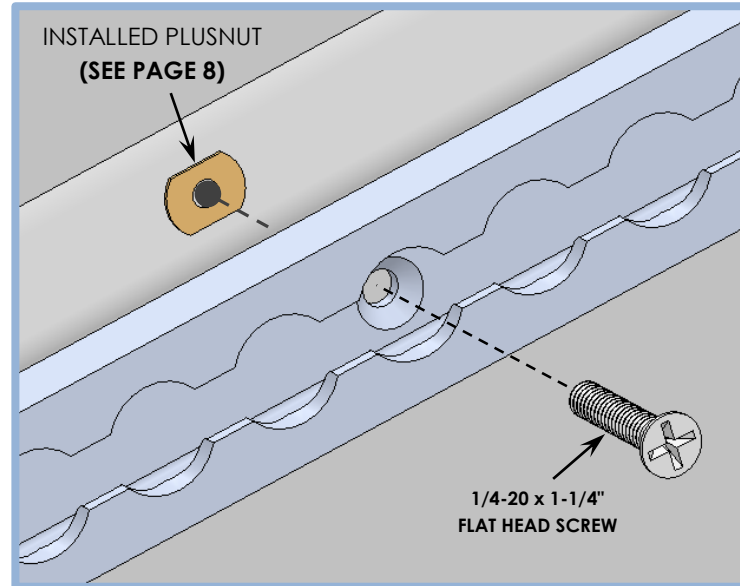
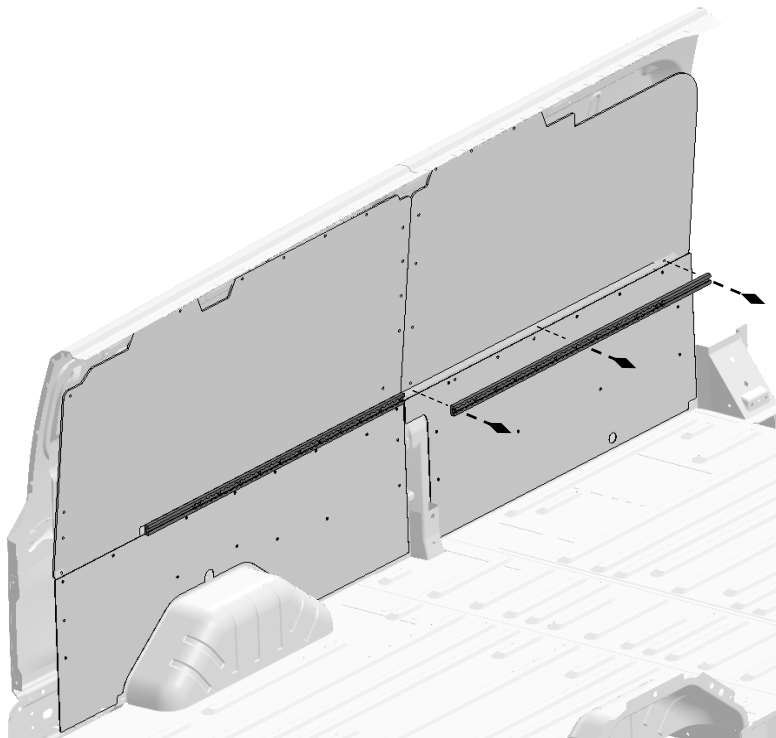
ATTACH WALL PANELS BY INSERTING  
(1) TREE FASTENER  
**AT EACH MOUNTING HOLE LOCATION**





WHEEL BASE	L-TRACK SIZE / LOCATIONS				
	1	2	3	4	5
<b>130" WB</b>	51"	51"	51"	N/A	N/A
<b>148" WB</b>	51"	36"	34"	34"	34"
<b>148" EL WB</b>	51" & 31"	36"	34"	34"	34" & 31"

 RECOMMENDED FASTENER SPACING 12", BUT NO MORE THAN 16"  
WITH A MINIMUM OF (3) BOLTS PER SECTION ON ANY SECTION 18" TO 51" LONG  
EVENLY SPACED 



ATTACH L-TRACK AS SHOWN USING:

- (1) 1/4-20 x 1-1/4" FLAT HEAD SCREW
- (1) 1/4-20 PLUSNUT

**AT EACH COUNTERSUNK MOUNTING HOLE LOCATION**

**TORQUE SETTING:**

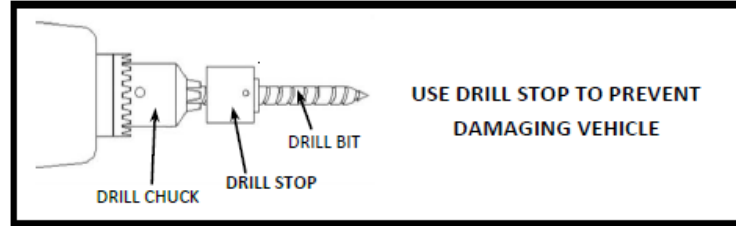
Size - 1/4 = 7 - 9.5 Ft.-Lbs.



**BEFORE DRILLING**



**CHECK ALL MOUNTING LOCATIONS TO PREVENT PENETRATING  
GAS LINES, GAS TANKS, BRAKE LINES, WIRING OR ANY OTHER STRUCTURE OF VEHICLE**



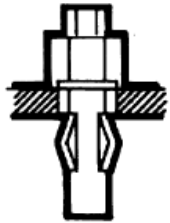
The Plusnut® is pre-bulbed for easy installation

1



The Plusnut® is pre-assembled with hex cap and hex bolt.  
Then it is inserted into a pre-drilled hole

2



As the bolt is tightened, the Plusnut® upsets  
and provides outstanding  
blind fastening holding power

3



C-500 tool tightens bolt thru hex head cap into Plusnut® A  
ratchet, open-end or closed-end wrench can be used.

4



Fully upset Plusnut® provides  
a reliable nut plate for fastening.

5



## 3 Year / 36,000 Mile Limited Warranty

MASTERACK® commercial van and pickup equipment is warranted to be from defects in material and workmanship, under normal use and service for a period of one (1) year from date of purchase. Factory installations, and products installed in new vehicles by an authorized MASTERACK® installer are warranted for **(3) years or 36,000 miles (60,000 KM)**, whichever comes first. **This warranty covers only repairs, or at MASTERACKS' discretion, replacement to correct any defects related to materials and workmanship.**

### This warranty does not apply to:

- Additions, alterations, or installations made by persons including dealers, other than MASTERACK® and its authorized distributors, made in accordance with MASTERACK® specifications and / or instructions, nor to defects arising out of attribute to such additions, alterations or installations.
- Defects attributable to abuse or misuse of the product, misapplication, negligent accident, modification or tampering.
- Damage resulting from failure to promptly notify and comply with the instructions of the dealer or manufacturer about defects when noted.
- Any incidental or consequential damages connected with a defect, either while under warranty or afterward, including the cost of a rental truck and / or loss or revenue.

**THE WARRANTY IS THE ONLY WARRANTY APPLICABLE TO A MASTERACK PRODUCT PURCHASE. ALL OTHER WARRANTIES, EXPRESSED OR IMPLIED, INCLUDING BUT NOT LIMITED TO, THE IMPLIED WARRANTIES OR MERCHANTABILITY AND FITNESS FOR A PARTICULAR PURPOSE ARE DISCLAIMED. MASTERACK® AND ITS SUBSIDIARIES, SHALL NOT BE LIABLE FOR ANY INCIDENTAL OR CONSEQUENTIAL DAMAGES ARISING OUT OF ANY BREACH OF THIS WARRANTY, NOR SHALL THE DAMAGES EXCEED THE RETURN AMOUNT OF THE PURCHASE PRICE PAID BY THE ORIGINAL PURCHASER.**

Warranty claims must be submitted to either your sales representative or a customer service representative at **1-800-222-8785**. The vehicle must be delivered to the original MASTERACK® authorized dealer for inspection and any warranty service. Any warranty service to be performed by a source other than MASTERACK® location or an approved MASTERACK® distributor must be authorized in advance of the repairs by the MASTERACK® Warranty Administrator and a purchase order issued by MASTERACK® in advance or repairs for the authorized repairs.